



Veracode Summary Report
Summary Report
As of 7 Jul 2023

Prepared for:	Collegesource, Inc.
Prepared on:	July 7, 2023
Application:	Transferology
Sandbox:	T-Rex Client
Industry:	Education
Business Criticality:	BC5 (Very High)
Required Analysis:	Any
Type(s) of Analysis Conducted:	Static
Scope of Static Scan:	1 of 29 Modules Analyzed

Inside This Report

About this Analysis	1
Application Security Assessment	1
Top Risks	2
Scope of Analysis	4
Security Improvement Roadmap	5
Policy Summary	6
Methodology	6

Veracode Summary Report
Summary Report for Collegesource, Inc.

Mitigated Veracode Level: VL5
Original Veracode Level: VL3
Rated: Jul 7, 2023

Application: Transferology Adjusted/Published Rating: A* /B

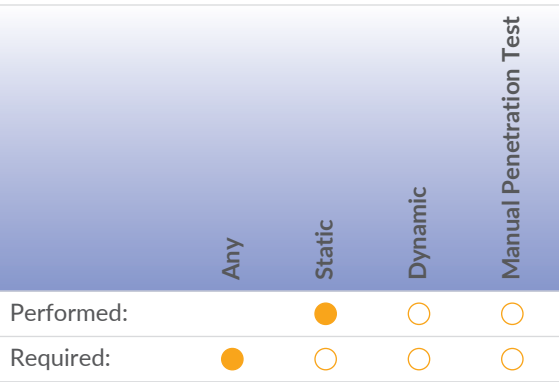
Scans Included in Report

Static Scan	Dynamic Scan	Manual Penetration Test
7 Jul 2023 Static Score: 100 Completed: 7/7/23	Not Included in Report	Not Included in Report

About this Analysis

This report contains a summary of the security flaws identified in the application using manual penetration testing, automated static and/or automated dynamic security analysis techniques. This is useful for understanding the overall security quality of an individual application or for comparisons between applications.

Analyses Performed vs. Required

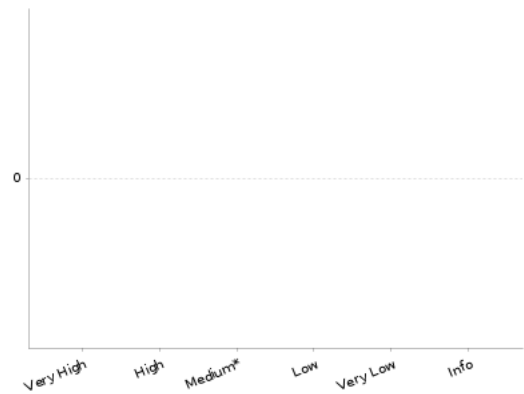


Application Business Criticality: BC5 (Very High)

Impacts:Operational Risk (High), Financial Loss (High)

An application's business criticality is determined by business risk factors such as: reputation damage, financial loss, operational risk, sensitive information disclosure, personal safety, and legal violations. The Veracode Level and required assessment techniques are selected based on the policy assigned to the application.

Security Flaws by Severity

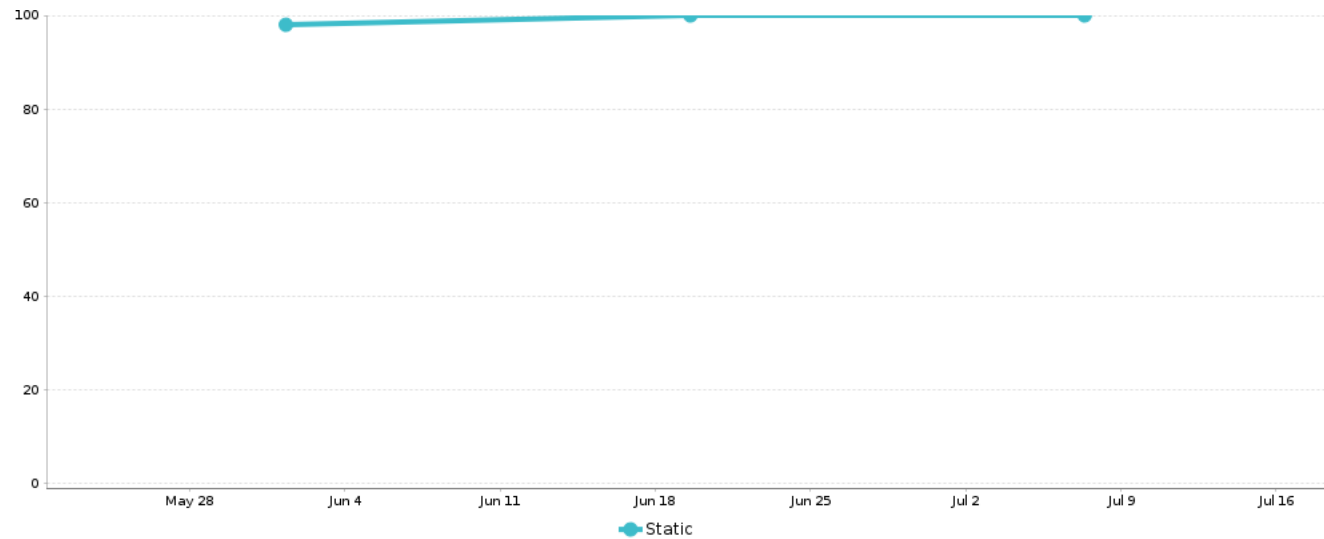


Top Risks

Top security flaws detected in the application, ordered by score impact, included:

Total Flaws detected in application: 0*

Application Trend Data




Scope of Static Scan

The following modules were included in the static scan because the scan submitter selected them as entry points, which are modules that accept external data.

Engine Version: 20230619130728

The following modules were included in the application scan:

Module Name	Compiler	Operating Environment	Engine Version
transfer-rule-extractor-2.0.1.jar	JAVAC_8	Java J2SE 8	20230619130728



File Differences Between Scans

The uploaded modules for this scan do not match the modules you uploaded for the previous scan. This disparity can affect the scan results even if Veracode did not find flaws in the files with differences. See appendix for more details.

The following modules were not selected for a full scan. Code paths in these modules that are not called from a scanned module are not included in this report.

Module Name	Compiler	Operating Environment	Engine Version
commons-collections4-4.4.jar	JAVAC_8	Java J2SE 8	20230619130728
commons-dbcp2-2.9.0.jar	JAVAC_8	Java J2SE 8	20230619130728
commons-io-2.12.0.jar	JAVAC_8	Java J2SE 8	20230619130728
commons-lang3-3.12.0.jar	JAVAC_8	Java J2SE 8	20230619130728
commons-logging-1.2.jar	JAVAC_1_4	Java J2SE 6	20230619130728
commons-pool2-2.11.1.jar	JAVAC_8	Java J2SE 8	20230619130728
failureaccess-1.0.1.jar	JAVAC_7	Java J2SE 7	20230619130728
guava-31.1-jre.jar	JAVAC_8	Java J2SE 8	202306191

Module Name	Compiler	Operating Environment	Engine Version
			30728
hessian-4.0.66.jar	JAVAC_7	Java J2SE 7	202306191 30728
log4j-1.2-api-2.20.0.jar	JAVAC_8	Java J2SE 8	202306191 30728
log4j-api-2.20.0.jar	JAVAC_8	Java J2SE 8	202306191 30728
log4j-core-2.20.0.jar	JAVAC_8	Java J2SE 8	202306191 30728
peoplesoft-transfer-model-1.9.1.jar	JAVAC_8	Java J2SE 8	202306191 30728
slf4j-api-2.0.7.jar	JAVAC_8	Java J2SE 8	202306191 30728
slf4j-reload4j-2.0.7.jar	JAVAC_8	Java J2SE 8	202306191 30728
spring-aop-5.3.28.jar	JAVAC_8	Java J2SE 8	202306191 30728
spring-beans-5.3.28.jar	JAVAC_8	Java J2SE 8	202306191 30728
spring-context-5.3.28.jar	JAVAC_8	Java J2SE 8	202306191 30728
spring-context-support-5.3.28.jar	JAVAC_8	Java J2SE 8	202306191 30728
spring-core-5.3.28.jar	JAVAC_8	Java J2SE 8	202306191 30728
spring-expression-5.3.28.jar	JAVAC_8	Java J2SE 8	202306191 30728
spring-jdbc-5.3.28.jar	JAVAC_8	Java J2SE 8	202306191 30728
spring-tx-5.3.28.jar	JAVAC_8	Java J2SE 8	202306191 30728
spring-web-5.3.28.jar	JAVAC_8	Java J2SE 8	202306191 30728
trex-remote-interface-0.11.jar	JAVAC_7	Java J2SE 7	202306191 30728
xmlpull-1.1.3.4d_b4_min.jar	JAVAC_1_4	Java J2SE 6	202306191 30728
xpp3-1.1.6.jar	JAVAC_6	Java J2SE 6	202306191 30728
xstream-1.4.20.jar	JAVAC_8	Java J2SE 8	202306191 30728

Security Improvement Roadmap for Transferology 7 Jul 2023 Static - Not Specified

Veracode recommends the following approaches ranging from the most basic to the strong security measures that a vendor can undertake to increase the overall security level of the application.

Longer Timeframe (6 – 12 months)

- Certify that software engineers have been trained on application security principles and practices.

Policy Evaluation

Policy Name: OWASP TOP 10

Revision: 1

Policy Status: Not Assessed

Description: OWASP TOP 10

Rules

Rule type	Requirement	Findings	Status
Standard	OWASP 2017	Flaws found: 0*	Passed

* - Reflects violated rules that have mitigated flaws

Policy Standards

The table(s) below list the standards in your policy that the application failed to meet. Portions of the standard that had no findings have been suppressed for clarity.

About Veracode's Methodology

The Veracode platform uses static and dynamic analysis (for web applications) to identify software security flaws in your applications. Using both static and dynamic analysis helps reduce false negatives and detect a broader range of security flaws. Veracode static analysis models the application into an intermediate representation, which is then analyzed for security flaws using a set of automated security tests. Dynamic analysis uses an automated penetration testing technique to detect security flaws at runtime. Once the automated process is complete, a security technician verifies the output to ensure the lowest false positive rates in the industry. The end result is an accurate list of security flaws for the classes of automated scans applied to the application.

Veracode Rating System Using Multiple Analysis Techniques

Higher assurance applications require more comprehensive analysis to accurately score their security quality. Because each analysis technique (automated static, automated dynamic, manual penetration testing or manual review) has differing false negative (FN) rates for different types of security flaws, any single analysis technique or even combination of techniques is bound to produce a certain level of false negatives. Some false negatives are acceptable for lower business critical applications, so a less expensive analysis using only one or two analysis techniques is acceptable. At higher business criticality the FN rate should be close to zero, so multiple analysis techniques are recommended.

Application Security Policies

The Veracode platform allows an organization to define and enforce a uniform application security policy across all applications in its portfolio. The elements of an application security policy include the target Veracode Level for the application; types of flaws that should not be in the application (which may be defined by flaw severity, flaw category, CWE, or a common standard including OWASP, CWE/SANS Top 25, or PCI); minimum Veracode security score; required scan types and frequencies; and grace period within which any policy-relevant flaws should be fixed.

Policy constraints

Policies have three main constraints that can be applied: rules, required scans, and remediation grace periods.

Evaluating applications against a policy

When an application is evaluated against a policy, it can receive one of four assessments:

Not assessed The application has not yet had a scan published

Passed The application has passed all the aspects of the policy, including rules, required scans, and grace period.

Did not pass The application has not completed all required scans; has not achieved the target Veracode Level; or has one or more policy relevant flaws that have exceeded the grace period to fix.

Conditional pass The application has one or more policy relevant flaws that have not yet exceeded the grace period to fix.

Understand Veracode Levels

The Veracode Level (VL) achieved by an application is determined by type of testing performed on the application, and the severity and types of flaws detected. A minimum security score (defined below) is also required for each level.

There are five Veracode Levels denoted as VL1, VL2, VL3, VL4, and VL5. VL1 is the lowest level and is achieved by demonstrating that security testing, automated static or dynamic, is utilized during the SDLC. VL5 is the highest level and is achieved by performing automated and manual testing and removing all significant flaws. The Veracode Levels VL2, VL3, and VL4 form a continuum of increasing software assurance between VL1 and VL5.

For IT staff operating applications, Veracode Levels can be used to set application security policies. For deployment scenarios of different business criticality, differing VLs should be made requirements. For example, the policy for applications that handle credit card transactions, and therefore have PCI compliance requirements, should be VL5. A medium business criticality internal application could have a policy requiring VL3.

Software developers can decide which VL they want to achieve based on the requirements of their customers. Developers of software that is mission critical to most of their customers will want to achieve VL5. Developers of general purpose business software may want

to achieve VL3 or VL4. Once the software has achieved a Veracode Level it can be communicated to customers through a Veracode Report or through the Veracode Directory on the Veracode web site.

Criteria for achieving Veracode Levels

The following table defines the details to achieve each Veracode Level. The criteria for all columns: Flaw Severities Not Allowed, Flaw Categories not Allowed, Testing Required, and Minimum Score.

*Dynamic is only an option for web applications.

Veracode Level	Flaw Severities Not Allowed	Testing Required*	Minimum Score
VL5	V.High, High, Medium	Static AND Manual	90
VL4	V.High, High, Medium	Static	80
VL3	V.High, High	Static	70
VL2	V.High	Static OR Dynamic OR Manual	60
VL1		Static OR Dynamic OR Manual	

When multiple testing techniques are used it is likely that not all testing will be performed on the exact same build. If that is the case the latest test results from a particular technique will be used to calculate the current Veracode Level. After 6 months test results will be deemed out of date and will no longer be used to calculate the current Veracode Level.

Business Criticality

The foundation of the Veracode rating system is the concept that more critical applications require higher security quality scores to be acceptable risks. Less business critical applications can tolerate lower security quality. The business criticality is dictated by the typical deployed environment and the value of data used by the application. Factors that determine business criticality are: reputation damage, financial loss, operational risk, sensitive information disclosure, personal safety, and legal violations.

US. Govt. OMB Memorandum M-04-04; NIST FIPS Pub. 199

Business Criticality Description

Very High	Mission critical for business/safety of life and limb on the line
High	Exploitation causes serious brand damage and financial loss with long term business impact
Medium	Applications connected to the internet that process financial or private customer information
Low	Typically internal applications with non-critical business impact
Very Low	Applications with no material business impact

Business Criticality Definitions

Very High (BC5) This is typically an application where the safety of life or limb is dependent on the system; it is mission critical the application maintain 100% availability for the long term viability of the project or business. Examples are control software for industrial, transportation or medical equipment or critical business systems such as financial trading systems.

High (BC4) This is typically an important multi-user business application reachable from the internet and is critical that the application maintain high availability to accomplish its mission. Exploitation of high criticality applications cause serious brand damage and business/financial loss and could lead to long term business impact.

Medium (BC3) This is typically a multi-user application connected to the internet or any system that processes financial or private customer information. Exploitation of medium criticality applications typically result in material business impact resulting

in some financial loss, brand damage or business liability. An example is a financial services company's internal 401K management system.

Low (BC2) This is typically an internal only application that requires low levels of application security such as authentication to protect access to non-critical business information and prevent IT disruptions. Exploitation of low criticality applications may lead to minor levels of inconvenience, distress or IT disruption. An example internal system is a conference room reservation or business card order system.

Very Low (BC1) Applications that have no material business impact should its confidentiality, data integrity and availability be affected. Code security analysis is not required for applications at this business criticality, and security spending should be directed to other higher criticality applications.

Scoring Methodology

The Veracode scoring system, Security Quality Score, is built on the foundation of two industry standards, the Common Weakness Enumeration (CWE) and Common Vulnerability Scoring System (CVSS). CWE provides the dictionary of security flaws and CVSS provides the foundation for computing severity, based on the potential Confidentiality, Integrity and Availability impact of a flaw if exploited.

The Security Quality Score is a single score from 0 to 100, where 0 is the most insecure application and 100 is an application with no detectable security flaws. The score calculation includes non-linear factors so that, for instance, a single Severity 5 flaw is weighted more heavily than five Severity 1 flaws, and so that each additional flaw at a given severity contributes progressively less to the score.

Veracode assigns a severity level to each flaw type based on three foundational application security requirements — Confidentiality, Integrity and Availability. Each of the severity levels reflects the potential business impact if a security breach occurs across one or more of these security dimensions.

Confidentiality Impact

According to CVSS, this metric measures the impact on confidentiality if an exploit should occur using the vulnerability on the target system. At the weakness level, the scope of the Confidentiality in this model is within an application and is measured at three levels of impact -None, Partial and Complete.

Integrity Impact

This metric measures the potential impact on integrity of the application being analyzed. Integrity refers to the trustworthiness and guaranteed veracity of information within the application. Integrity measures are meant to protect data from unauthorized modification. When the integrity of a system is sound, it is fully proof from unauthorized modification of its contents.

Availability Impact

This metric measures the potential impact on availability if a successful exploit of the vulnerability is carried out on a target application. Availability refers to the accessibility of information resources. Almost exclusive to this domain are denial-of-service vulnerabilities. Attacks that compromise authentication and authorization for application access, application memory, and administrative privileges are examples of impact on the availability of an application.

Security Quality Score Calculation

The overall Security Quality Score is computed by aggregating impact levels of all weaknesses within an application and representing the score on a 100 point scale. This score does not predict vulnerability potential as much as it enumerates the security weaknesses and their impact levels within the application code.

The Raw Score formula puts weights on each flaw based on its impact level. These weights are exponential and determined by empirical analysis by Veracode's application security experts with validation from industry experts. The score is normalized to a scale of 0 to 100, where a score of 100 is an application with 0 detected flaws using the analysis technique for the application's business criticality.

Understand Severity, Exploitability, and Remediation Effort

Severity and exploitability are two different measures of the seriousness of a flaw. Severity is defined in terms of the potential impact to confidentiality, integrity, and availability of the application as defined in the CVSS, and exploitability is defined in terms of the likelihood

or ease with which a flaw can be exploited. A high severity flaw with a high likelihood of being exploited by an attacker is potentially more dangerous than a high severity flaw with a low likelihood of being exploited.

Remediation effort, also called Complexity of Fix, is a measure of the likely effort required to fix a flaw. Together with severity, the remediation effort is used to give Fix First guidance to the developer.

Veracode Flaw Severities

Veracode flaw severities are defined as follows:

Severity	Description
Very High	The offending line or lines of code is a very serious weakness and is an easy target for an attacker. The code should be modified immediately to avoid potential attacks.
High	The offending line or lines of code have significant weakness, and the code should be modified immediately to avoid potential attacks.
Medium	A weakness of average severity. These should be fixed in high assurance software. A fix for this weakness should be considered after fixing the very high and high for medium assurance software.
Low	This is a low priority weakness that will have a small impact on the security of the software. Fixing should be consideration for high assurance software. Medium and low assurance software can ignore these flaws.
Very Low	Minor problems that some high assurance software may want to be aware of. These flaws can be safely ignored in medium and low assurance software.
Informational	Issues that have no impact on the security quality of the application but which may be of interest to the reviewer.

Informational findings

Informational severity findings are items observed in the analysis of the application that have no impact on the security quality of the application but may be interesting to the reviewer for other reasons. These findings may include code quality issues, API usage, and other factors.

Informational severity findings have no impact on the security quality score of the application and are not included in the summary tables of flaws for the application.

Exploitability

Each flaw instance in a static scan may receive an exploitability rating. The rating is an indication of the intrinsic likelihood that the flaw may be exploited by an attacker. Veracode recommends that the exploitability rating be used to prioritize flaw remediation within a particular group of flaws with the same severity and difficulty of fix classification.

The possible exploitability ratings include:

Exploitability	Description
V. Unlikely	Very unlikely to be exploited
Unlikely	Unlikely to be exploited

Exploitability	Description
Neutral	Neither likely nor unlikely to be exploited.
Likely	Likely to be exploited
V. Likely	Very likely to be exploited

Note: All reported flaws found via dynamic scans are assumed to be exploitable, because the dynamic scan actually executes the attack in question and verifies that it is valid.

Effort/Complexity of Fix

Each flaw instance receives an effort/complexity of fix rating based on the classification of the flaw. The effort/complexity of fix rating is given on a scale of 1 to 5, as follows:

Effort/Complexity of Fix	Description
5	Complex design error. Requires significant redesign.
4	Simple design error. Requires redesign and up to 5 days to fix.
3	Complex implementation error. Fix is approx. 51-500 lines of code. Up to 5 days to fix.
2	Implementation error. Fix is approx. 6-50 lines of code. 1 day to fix.
1	Trivial implementation error. Fix is up to 5 lines of code. One hour or less to fix.

Flaw Types by Severity Level

The flaw types by severity level table provides a summary of flaws found in the application by Severity and Category. The table puts the Security Quality Score into context by showing the specific breakout of flaws by severity, used to compute the score as described above. If multiple analysis techniques are used, the table includes a breakout of all flaws by category and severity for each analysis type performed.

Flaws by Severity

The flaws by severity chart shows the distribution of flaws by severity. An application can get a mediocre security rating by having a few high risk flaws or many medium risk flaws.

Flaws in Common Modules

The flaws in common modules listing shows a summary of flaws in shared dependency modules in this application. A shared dependency is a dependency that is used by more than one analyzed module. Each module is listed with the number of executables that consume it as a dependency and a summary of the impact on the application's security score of the flaws found in the dependency.

The score impact represents the amount that the application score would increase if all the flaws in the shared dependency module were fixed. This information can be used to focus remediation efforts on common modules with a higher impact on the application security score.

Only common modules that were uploaded with debug information are included in the Flaws in Common Modules listing.

Action Items

The Action Items section of the report provides guidance on the steps required to bring the application to a state where it passes its assigned policy. These steps may include fixing or mitigating flaws or performing additional scans. The section also includes best practice recommendations to improve the security quality of the application.

Common Weakness Enumeration (CWE)

The Common Weakness Enumeration (CWE) is an industry standard classification of types of software weaknesses, or flaws, that can lead to security problems. CWE is widely used to provide a standard taxonomy of software errors. Every flaw in a Veracode report is classified according to a standard CWE identifier.

More guidance and background about the CWE is available at <http://cwe.mitre.org/data/index.html>.

About Manual Assessments

The Veracode platform can include the results from a manual assessment (usually a penetration test or code review) as part of a report. These results differ from the results of automated scans in several important ways, including objectives, attack vectors, and common attack patterns.

A manual penetration assessment is conducted to observe the application code in a run-time environment and to simulate real-world attack scenarios. Manual testing is able to identify design flaws, evaluate environmental conditions, compound multiple lower risk flaws into higher risk vulnerabilities, and determine if identified flaws affect the confidentiality, integrity, or availability of the application.

Objectives

The stated objectives of a manual penetration assessment are:

- Perform testing, using proprietary and/or public tools, to determine whether it is possible for an attacker to:
- Circumvent authentication and authorization mechanisms
- Escalate application user privileges
- Hijack accounts belonging to other users
- Violate access controls placed by the site administrator
- Alter data or data presentation
- Corrupt application and data integrity, functionality and performance
- Circumvent application business logic
- Circumvent application session management
- Break or analyze use of cryptography within user accessible components
- Determine possible extent access or impact to the system by attempting to exploit vulnerabilities
- Score vulnerabilities using the Common Vulnerability Scoring System (CVSS)
- Provide tactical recommendations to address security issues of immediate consequence

Provide strategic recommendations to enhance security by leveraging industry best practices

Attack vectors

In order to achieve the stated objectives, the following tests are performed as part of the manual penetration assessment, when applicable to the platforms and technologies in use:

- Cross Site Scripting (XSS)
- SQL Injection
- Command Injection
- Cross Site Request Forgery (CSRF)
- Authentication/Authorization Bypass
- Session Management testing, e.g. token analysis, session expiration, and logout effectiveness
- Account Management testing, e.g. password strength, password reset, account lockout, etc.
- Directory Traversal
- Response Splitting
- Stack/Heap Overflows
- Format String Attacks

- Cookie Analysis
- Server Side Includes Injection
- Remote File Inclusion
- LDAP Injection
- XPATH Injection
- Internationalization attacks
- Denial of Service testing at the application layer only
- AJAX Endpoint Analysis
- Web Services Endpoint Analysis
- HTTP Method Analysis
- SSL Certificate and Cipher Strength Analysis
- Forced Browsing

CAPEC Attack Pattern Classification

The following attack pattern classifications are used to group similar application flaws discovered during manual penetration testing. Attack patterns describe the general methods employed to access and exploit the specific weaknesses that exist within an application. CAPEC (Common Attack Pattern Enumeration and Classification) is an effort led by Cigital, Inc. and is sponsored by the United States Department of Homeland Security's National Cyber Security Division.

Abuse of Functionality

Exploitation of business logic errors or misappropriation of programmatic resources. Application functions are developed to specifications with particular intentions, and these types of attacks serve to undermine those intentions.

Examples:

- Exploiting password recovery mechanisms
- Accessing unpublished or test APIs
- Cache poisoning

Spoofing

Impersonation of entities or trusted resources. A successful attack will present itself to a verifying entity with an acceptable level of authenticity.

Examples:

- Man in the middle attacks
- Checksum spoofing
- Phishing attacks

Probabilistic Techniques

Using predictive capabilities or exhaustive search techniques in order to derive or manipulate sensitive information. Attacks capitalize on the availability of computing resources or the lack of entropy within targeted components.

Examples:

- Password brute forcing
- Cryptanalysis
- Manipulation of authentication tokens

Exploitation of Authentication

Circumventing authentication requirements to access protected resources. Design or implementation flaws may allow authentication checks to be ignored, delegated, or bypassed.

Examples:

- Cross-site request forgery
- Reuse of session identifiers
- Flawed authentication protocol

Resource Depletion

Affecting the availability of application components or resources through symmetric or asymmetric consumption. Unrestricted access to computationally expensive functions or implementation flaws that affect the stability of the application can be targeted by an attacker in order to cause denial of service conditions.

Examples:

- Flooding attacks
- Unlimited file upload size
- Memory leaks

Exploitation of Privilege/Trust

Undermining the application's trust model in order to gain access to protected resources or gain additional levels of access as defined by the application. Applications that implicitly extend trust to resources or entities outside of their direct control are susceptible to attack.

Examples:

- Insufficient access control lists
- Circumvention of client side protections
- Manipulation of role identification information

Injection

Inserting unexpected inputs to manipulate control flow or alter normal business processing. Applications must contain sufficient data validation checks in order to sanitize tainted data and prevent malicious, external control over internal processing.

Examples:

- SQL Injection
- Cross-site scripting
- XML Injection

Data Structure Attacks

Supplying unexpected or excessive data that results in more data being written to a buffer than it is capable of holding. Successful attacks of this class can result in arbitrary command execution or denial of service conditions.

Examples:

- Buffer overflow
- Integer overflow
- Format string overflow

Data Leakage Attacks

Recovering information exposed by the application that may itself be confidential or may be useful to an attacker in discovering or exploiting other weaknesses. A successful attack may be conducted passive observation or active interception methods. This attack pattern often manifests itself in the form of applications that expose sensitive information within error messages.

Examples:

- Sniffing clear-text communication protocols
- Stack traces returned to end users
- Sensitive information in HTML comments

Resource Manipulation

Manipulating application dependencies or accessed resources in order to undermine security controls and gain unauthorized access to protected resources. Applications may use tainted data when constructing paths to local resources or when constructing processing environments.

Examples:

- Carriage Return Line Feed log file injection
- File retrieval via path manipulation
- User specification of configuration files

Time and State Attacks

Undermining state condition assumptions made by the application or capitalizing on time delays between security checks and performed operations. An application that does not enforce a required processing sequence or does not handle concurrency adequately will be susceptible to these attack patterns.

Examples:

- Bypassing intermediate form processing steps
- Time-of-check and time-of-use race conditions
- Deadlock triggering to cause a denial of service

Terms of Use

Use and distribution of this report are governed by the agreement between Veracode and its customer. In particular, this report and the results in the report cannot be used publicly in connection with Veracode's name without written permission.

Appendix A: Approved Mitigated Flaws (by Collegesource, Inc.)

NOTE: Except in circumstances where the Customer has purchased Veracode's Mitigation Proposal Review Solution, Veracode does not review the mitigation strategy described below and is not responsible for its contents or the accuracy of any statements provided.

Medium (5 flaws)

CRLF Injection(5 flaws)

Associated Flaws by CWE ID:

Improper Output Neutralization for Logs (CWE ID 117)(5 flaws)

Fix Required by Policy:  Flaw no longer impacts results.
 Flaw continues to impact results.

Instances found via Static Scan

Flaw Id	Module	Exploitability	Mitigation Comment
 5053	transfer-rule-extractor-2.0.1.jar	Likely	Mitigate by Design (Collegesource, Inc.):All log lines are space normalized, all log arguments are space normalized. Approve Mitigation (Collegesource, Inc.):All log lines and arguments are whitespace normalized.
 5054	transfer-rule-extractor-2.0.1.jar	Likely	Mitigate by Design (Collegesource, Inc.):All log lines are space normalized, all log arguments are space normalized. Approve Mitigation (Collegesource, Inc.):All log lines and arguments are whitespace normalized.
 5055	transfer-rule-extractor-2.0.1.jar	Likely	Mitigate by Design (Collegesource, Inc.):All log lines are space normalized, all log arguments are space normalized. Approve Mitigation (Collegesource, Inc.):All log lines and arguments are whitespace normalized.
 5056	transfer-rule-extractor-2.0.1.jar	Likely	Mitigate by Design (Collegesource, Inc.):All log lines are space normalized, all log arguments are space normalized. Approve Mitigation (Collegesource, Inc.):All log lines and arguments are whitespace normalized.
 5057	transfer-rule-extractor-2.0.1.jar	Likely	Mitigate by Design (Collegesource, Inc.):All log lines are space normalized, all log arguments are space normalized. Approve Mitigation (Collegesource, Inc.):All log lines and arguments are whitespace normalized.